



UNIVERSAL TRANSPORT MEDIUM

UTM™

COLLECTION & PRESERVATION SYSTEM
FOR VIRUSES, CHLAMYDIA,
MYCOPLASMA AND UREPLASMA



Innovating Together™

copangroup.com



Copan Universal Transport Medium (UTM™) system is intended for the collection and transport of clinical specimens containing **viruses, Chlamydiae, Mycoplasmas or Ureaplasmas** from the collection site to the testing laboratory.

UTM™ kit can be processed using standard clinical laboratory operating procedures. It is available in single tube or in kit format associated to different shaped FLOQSwabs™ or traditional swab.

DIFFERENT
COLLECTION
KITS

INCREASED
SAMPLE
RELEASE¹

MOLDED
BREAKPOINT
ON THE
SWAB

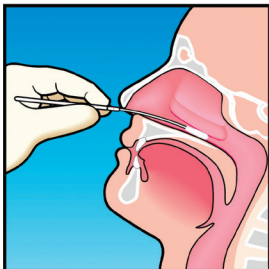
CAPTURE
CAP FOR
THE SWAB*

INTERNAL
CONICAL
SHAPED TUBE


GLASS BEADS
IN EACH TUBE

> HOW TO USE


Tube with flocked swab: example of nasal collection



> Collect the sample according to your internal procedures.



> Strong capillary hydraulics between the strands of nylon maximizes liquid sample collection.



> Place the swab in the UTM™ transport medium and brake the swab shaft at the marked breaking point. The sample collected by the FLOQSwabs™ is released when it comes in contact with the medium.

*Only for regular swabs



> KEY FEATURES

> Choice of tube size, medium fill volume and product format

Variety of specimen collection kits available comprising tubes of media and swabs or bulk packs of media tubes only.

> Advanced nylon flocked swabs increase sample release*

UTM™ is supplied with unique Copan FLOQSwabs™ which increase sample release¹ and sensitivity in tissue culture or other assays.

> Precision snap molded breakpoint on swab shafts

Plastic swab applicators supplied with UTM™ kits feature molded breakpoints.

> Capture cap docks and locks-in the swab shaft**

UTM™ tube caps incorporate a unique internal design which functions like a docking system automatically capturing the end of the swab stick and securing it firmly into the cap.

> Internal conical shaped tube

The internal part of the tube is in a conical shape, but thanks to an outer skirt the tube is able to stand without the need of tube racks.

> Glass beads in each tube

Assist the release of sample from the swab and mixing prior to analysis when used with a vortex mixer.

THREE DIFFERENT CONFIGURATION



Bulk tube without swab



Tube with FLOQSwab™



Tube with traditional swab

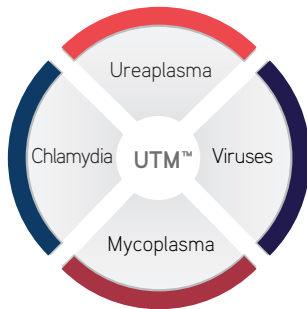
* Only for the configuration with tube with flocked swab

**Only for regular swabs

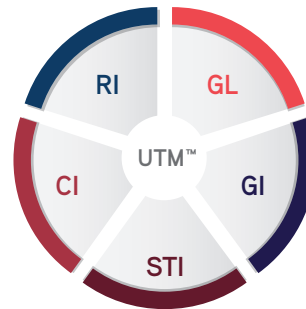


> VERSATILITY

TARGETS COLLECTION

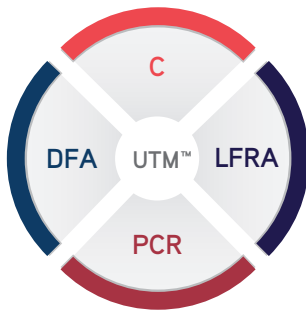


TARGETS COLLECTION*



- RI**
Respiratory infections
- STI**
Sexually transmitted infections
- CI**
Cutaneous infections
- GL**
Glandular infections
- GI**
Gastric infections

SAMPLE PROCESSING



- C**
Culture
- LFR**
Lateral Flow rapid antigen
- PCR**
Polymerase chain reaction
- DFA/IFA**
Direct fluorescent antibody/ Indirect fluorescent antibody

* OTHERS MAY BE APPLICABLE

ORDERING INFORMATION

Please contact info@copangroup.com for complete ordering information

¹Usefulness of Flocked Swabs for Sample Collection of Adenovirus, T. Fujimoto, M. Enomoto, M. Konagaya, K. Taniguchi Japanese Journal of Antimicrobial Agents and Infectious Diseases (J.J.A. Inf. D.) 83-398-400, 2009 - Qualification of High-Recovery, Flocked Swabs as Compared to Traditional Rayon Swabs for Microbiological Environmental Monitoring of Surfaces G. Dalmaso, M. Bini, R. Paroni, M. Ferrari, PDA J Pharm Sci Technol. 2008 May-Jun;62(3):191-9. - Comparison of Flocked and Rayon Swabs for Collection of Respiratory Epithelial Cells from Uninfected Volunteers and Symptomatic Patients Peter Daley, Santina Castriciano, Max Chernesky, and Marek Smieja, JOURNAL OF CLINICAL MICROBIOLOGY, June 2006 - Swabbing for respiratory viral infections in older patients: a comparison of rayon and nylon flocked swabs S. S. Hernes, H. Quarsten, E. Hagen, A. L. Lyngroth, A. H. Pripp, B. Bjorvatn, P. S. Bakke Eur J Clin Microbiol Infect Dis DOI 10.1007/s10096-010-1064-2



COPAN ITALIA SPA

Via F. Perotti 10
25125 - Brescia,
Italy

t. +39 030 2687211
f. +39 030 2687250
info@copangroup.com
www.copangroup.com

JMKC021 Rev.00 Date 2016.10

This document contains information on products which is targeted to a wide range of audiences and may contain product details or information otherwise not accessible or valid in your country. Please be aware that we do not take any responsibility for accessing such information which may not comply with any valid legal process, regulation, registration or usage in the country of your origin.

Brochures hardcopies may not include the latest updates and changes. Please refer to Copan website (www.copangroup.com) to view and/or download the most recent controlled version of the brochures. Brochures are mainly intended for marketing purposes. Always consult product inserts and instructions for use for the appropriate use of the products. Product clearance and availability restrictions may apply in some Countries. Please consult Copan for the availability of these products in your Country.

©2016 Copan Group. All rights reserved. The trademarks mentioned herein are property of Copan Italia S.p.A.